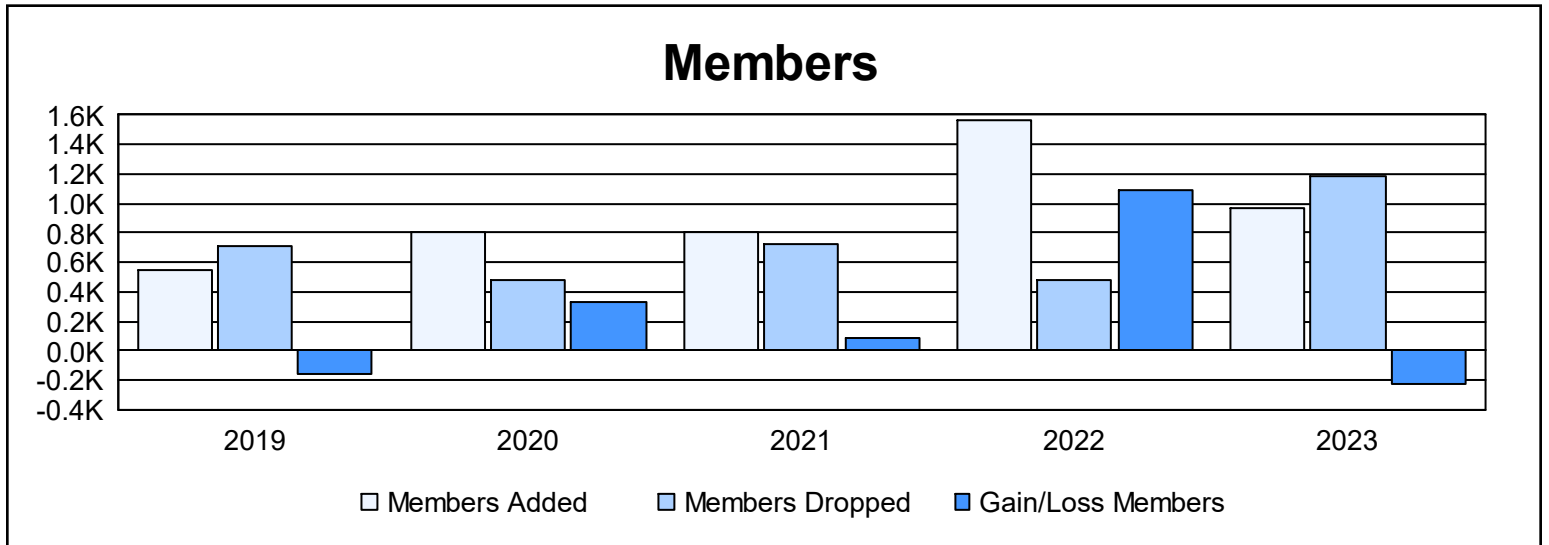
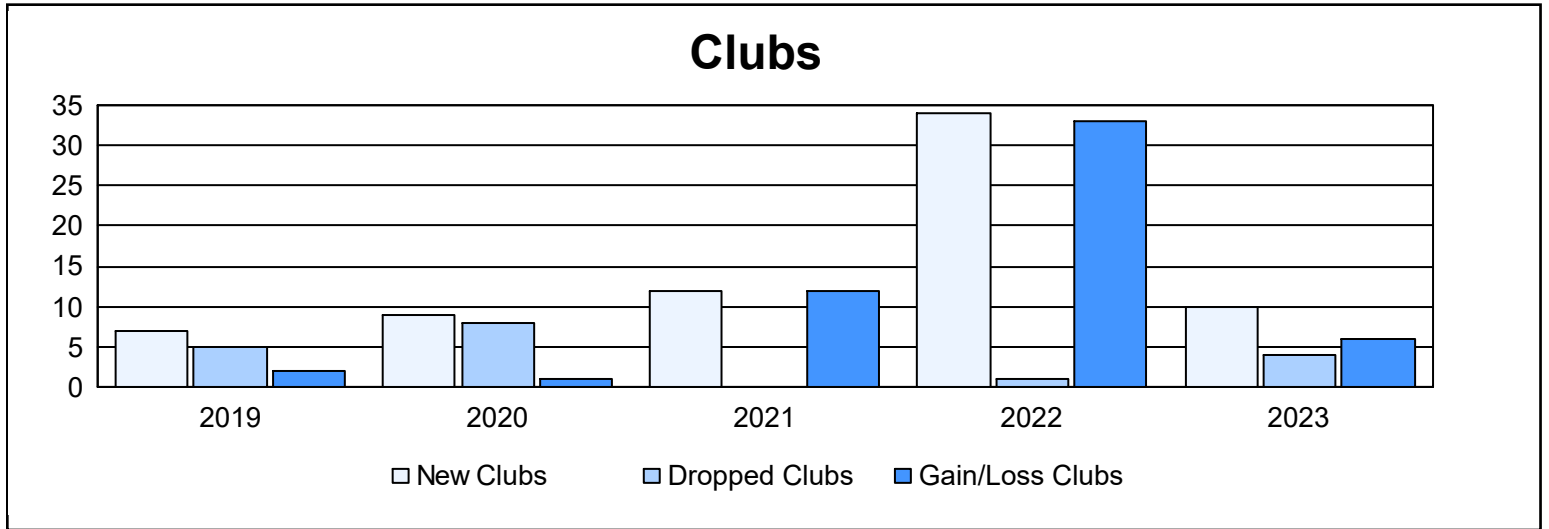
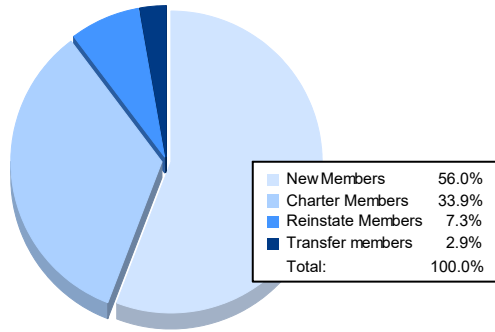


| Year           | New Clubs | Dropped Clubs | Gain/ Loss Clubs | New Members | Charter Members | Reinstate Members | Transfer Members | Total Member Added | Total Members Dropped | Gain/ Loss Members |
|----------------|-----------|---------------|------------------|-------------|-----------------|-------------------|------------------|--------------------|-----------------------|--------------------|
| 2018-2019      | 7         | 5             | 2                | 232         | 182             | 130               | 10               | 554                | 706                   | -152               |
| 2019-2020      | 9         | 8             | 1                | 504         | 252             | 45                | 7                | 808                | 481                   | 327                |
| 2020-2021      | 12        | 0             | 12               | 438         | 291             | 67                | 16               | 812                | 721                   | 91                 |
| 2021-2022      | 34        | 1             | 33               | 634         | 823             | 100               | 15               | 1,572              | 475                   | 1,097              |
| 2022-2023      | 10        | 4             | 6                | 539         | 326             | 70                | 28               | 963                | 1,185                 | -222               |
| <b>Average</b> | <b>14</b> | <b>4</b>      | <b>11</b>        | <b>469</b>  | <b>375</b>      | <b>82</b>         | <b>15</b>        | <b>942</b>         | <b>714</b>            | <b>228</b>         |



### Membership Composition June 2023 Cumulative



### Gender Composition June 2023 Cumulative

